



MARKYT Community Scorecard ©

Council Presentation

Prepared for: Town of East Fremantle

Prepared by: CATALYSE[®] Pty Ltd ©

12 May 2021

© Copyright CATALYSE[®] Pty Ltd 2021

MARKYT 



Department of
**Local Government, Sport
and Cultural Industries**

DLGSC's Integrated Planning and Reporting Framework requires local councils to review the **Strategic Community Plan** at least once every two years.

MARKYT Community Scorecard

The Town of East Fremantle commissioned a MARKYT® Community Scorecard to:

- Support a review of the Strategic Community Plan (SCP)
- Assess performance against objectives and key performance indicators (KPIs) in the SCP
- Determine community priorities
- Benchmark performance

Strategic Community Plan **2020 2030**



*Inclusive community and
lifestyle, balancing growth
and sustainability*



The Study

The Town of East Fremantle commissioned CATALYSE® to conduct an independent MARKYT® Community Scorecard.

All community members were invited to take part. Scorecard invitations were sent to all households in the Town of East Fremantle by unaddressed mail, email invitations were sent to all contacts on the Town's customer databases and the Town of East Fremantle provided supporting promotions through its communication channels.

The scorecard was open from 8 to 26 March 2021.

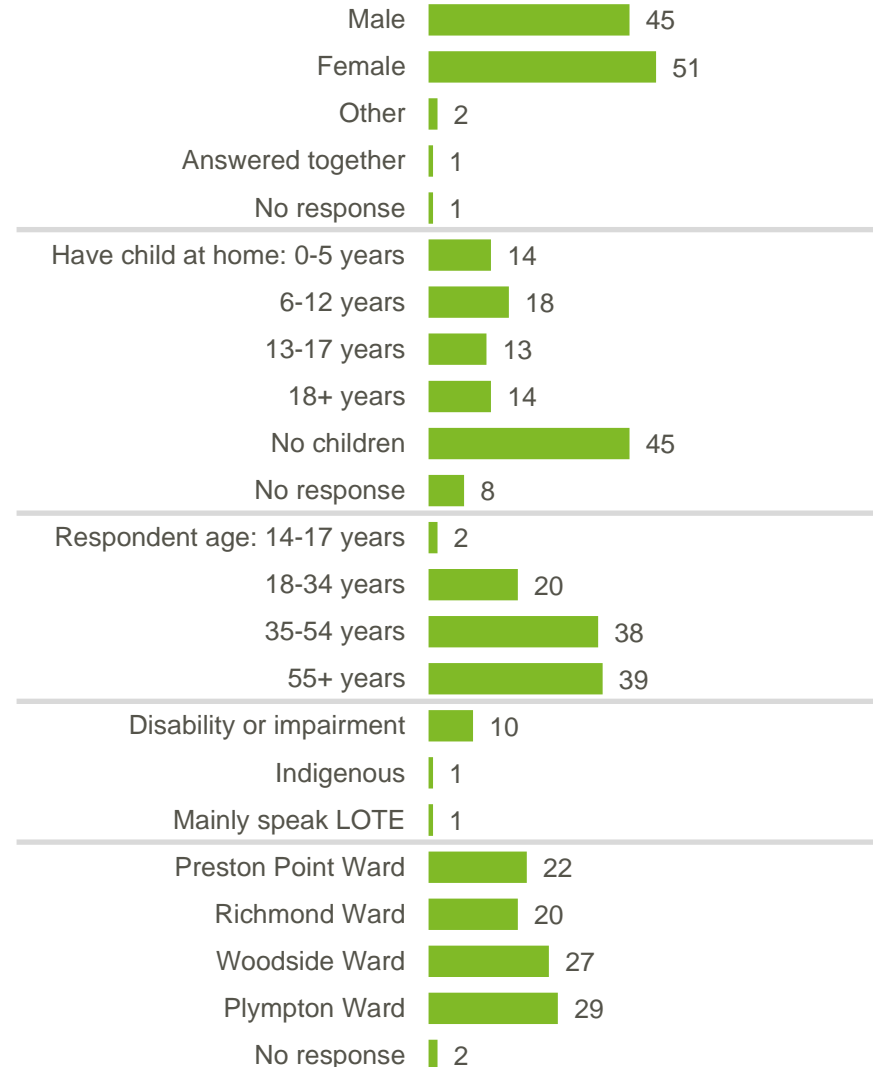
The scorecard was completed by **626 community members** with various connections to the Town of East Fremantle, including:

- 543 local residents
- 37 local business owners or managers
- 44 community organisation managers/committee members
- 10 Elected Members and Town employees

The main body of this report shows responses from local residents, excluding residents who are elected members or Town employees. Local resident responses were weighted by age and gender to match the ABS Census population profile.

Where sub-totals add to $\pm 1\%$ of the parts, this is due to rounding errors to zero decimal places.

% of local resident respondents (weighted)



MARKYT Industry Standards

CATALYSE® has conducted studies for 60+ councils. When councils ask comparable questions, we publish the high and average scores to enable participating councils to recognise and learn from the industry leaders. In this report, the average and high scores are calculated from **WA Councils** that have completed MARKYT® accredited studies within the past three years.

Metropolitan



Regional



Vision



46

% agree

12% points above
Industry Average

Liveability

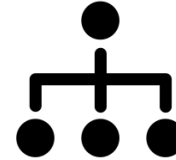


90

Performance Index Score

15 index points above
Industry Average

Governance



60

Performance Index Score

5 index points above
Industry Average

Rates Value



51

Performance Index Score

7 index points above
Industry Average

Highest scores

- Place to live
- Place to visit
- Marine facilities (boat ramps, jetties, etc)
- Waste management services
- Access to public transport

Relative to MARKYT® Industry Standards

- Place to live
- Place to visit
- Marine facilities (boat ramps, jetties, etc)
- Economic development and job creation
- Consultation

Priorities



Streetscapes, trees and verges



Safety and crime prevention



Sustainable practices / climate change



Footpaths and cycleways



Playgrounds, parks and reserves



Youth services and facilities



Sport and recreation facilities and services



Managing responsible growth and development



Traffic management on local roads

Place to live

Performance ratings

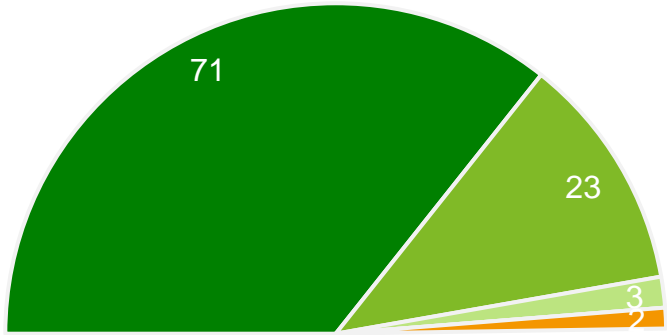
% of respondents

97%

Positive rating*

90

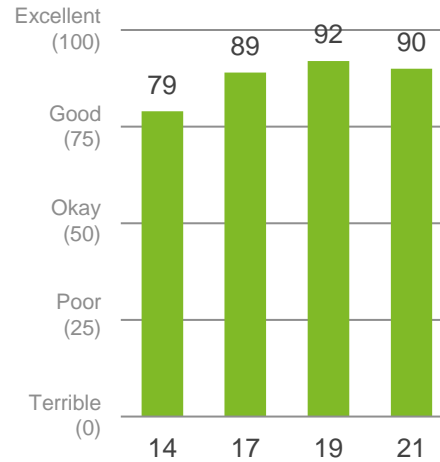
Performance Index Score (out of 100)



Excellent Good Okay Poor Terrible

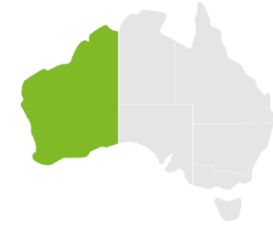
Trend Analysis

Performance Index Score



MARKYT Industry Standards

Performance Index Score



Town of East Fremantle 90

Industry High 90

Industry Average 75

Variances across the community

Performance Index Score

Local resident variances

Total	Male	Female	No children	Have child 0-5	Have child 6-12	Have child 13-17	Have child 18+	18-34 years	35-54 years	55+ years	Disability	Preston Point Ward	Richmond Ward	Woodside Ward	Plympton Ward
90	92	92	91	93	92	90	80	83	92	92	67	88	90	88	94

Other groups

Local business	Community group	Out of area ratepayer	Town EMs / employees^
89	90	90	95

Q. How would you rate performance in the following areas?

Base: All respondents, excludes 'unsure' and 'no response' (n = 539). * Positive Rating = excellent, good + okay

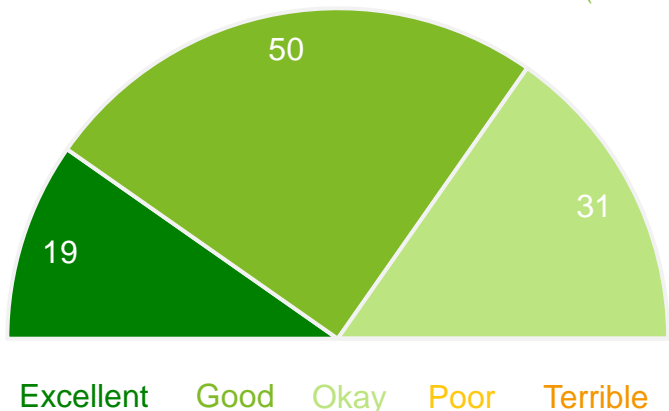
^ Small sample group (<20 respondents)

Place to own or operate a business

Base: Local business owners and managers

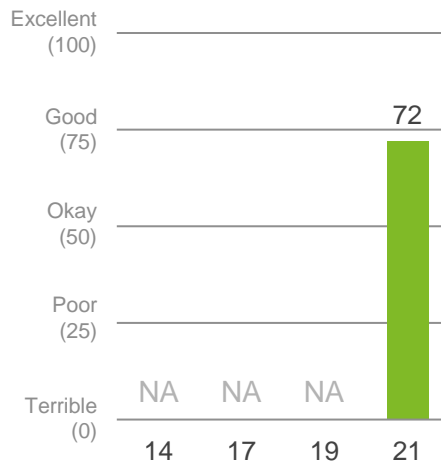
Performance ratings

% of respondents



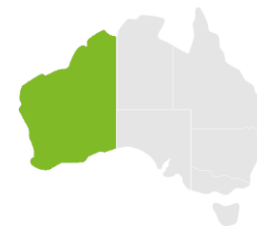
Trend Analysis

Performance Index Score



MARKYT Industry Standards

Performance Index Score



Town of East Fremantle	72
Industry High	77
Industry Average	70

Variances across the community

Performance Index Score

Local resident variances

Other groups

Total	Male	Female	No children	Have child 0-5	Have child 6-12	Have child 13-17	Have child 18+	18-34 years	35-54 years	55+ years	Disability	Preston Point Ward	Richmond Ward	Woodside Ward	Plympton Ward	Local business	Community group	Out of area ratepayer	Town EMs / employees^
-	-	-	-	-	-	-	-	-	-	-	-	-	-	-	-	72	-	-	-

Q. How would you rate performance in the following areas?

Base: All business respondents, excludes 'unsure' and 'no response' (n = 36). * Positive Rating = excellent, good + okay

The Town of East Fremantle as the organisation that governs the local area

Performance ratings

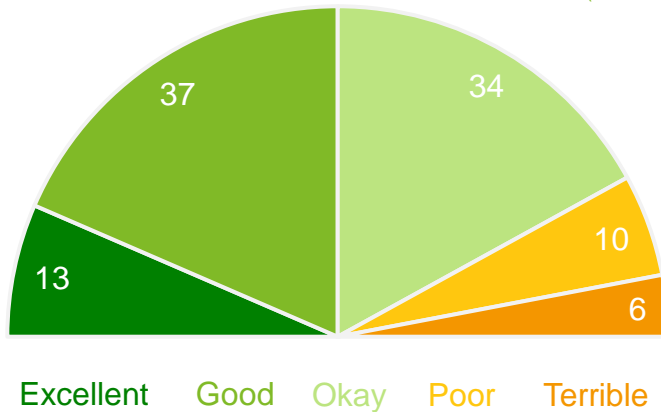
% of respondents

84%

60

Positive rating*

Performance Index Score (out of 100)



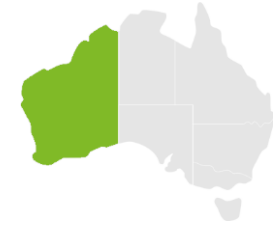
Trend Analysis

Performance Index Score



MARKYT Industry Standards

Performance Index Score



Town of East Fremantle	60
Industry High	70
Industry Average	55

Variances across the community

Performance Index Score

Local resident variances

Total	Male	Female	No children	Have child 0-5	Have child 6-12	Have child 13-17	Have child 18+	18-34 years	35-54 years	55+ years	Disability	Preston Point Ward	Richmond Ward	Woodside Ward	Plympton Ward
60	59	64	62	69	55	58	53	52	61	65	49	56	69	57	61

Other groups

Local business	Community group	Out of area ratepayer	Town EMs / employees^
58	68	60	88

Q. How would you rate performance in the following areas?

Base: All respondents, excludes 'unsure' and 'no response' (n = 528). * Positive Rating = excellent, good + okay

^ Small sample group (<20 respondents)

Value for money from Council rates

Performance ratings

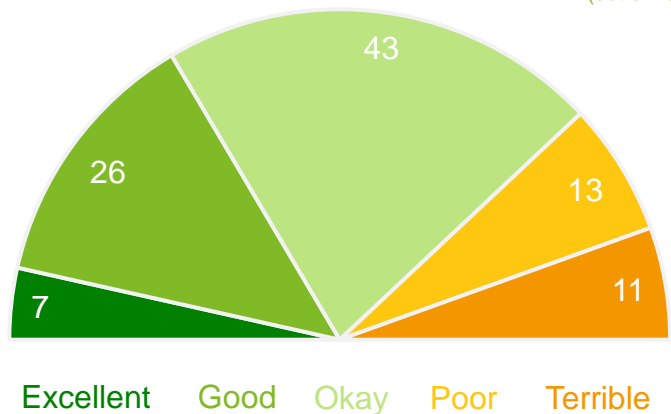
% of respondents

76%

51

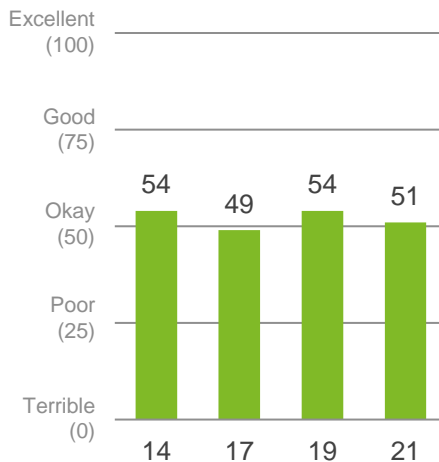
Positive rating*

Performance Index Score (out of 100)



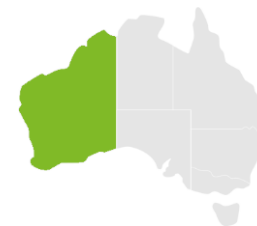
Trend Analysis

Performance Index Score



MARKYT Industry Standards

Performance Index Score



Town of East Fremantle	51
Industry High	63
Industry Average	44

Variances across the community

Performance Index Score

Local resident variances

Other groups

Total	Male	Female	No children	Have child 0-5	Have child 6-12	Have child 13-17	Have child 18+	18-34 years	35-54 years	55+ years	Disability	Preston Point Ward	Richmond Ward	Woodside Ward	Plympton Ward	Local business	Community group	Out of area ratepayer	Town EMs / employees^
51	48	54	52	54	40	48	50	45	49	56	51	41	55	52	55	47	51	49	86

Q. How would you rate performance in the following areas?

Base: All respondents, excludes 'unsure' and 'no response' (n = 479). * Positive Rating = excellent, good + okay

^ Small sample group (<20 respondents)

MARKYT  industry comparisons

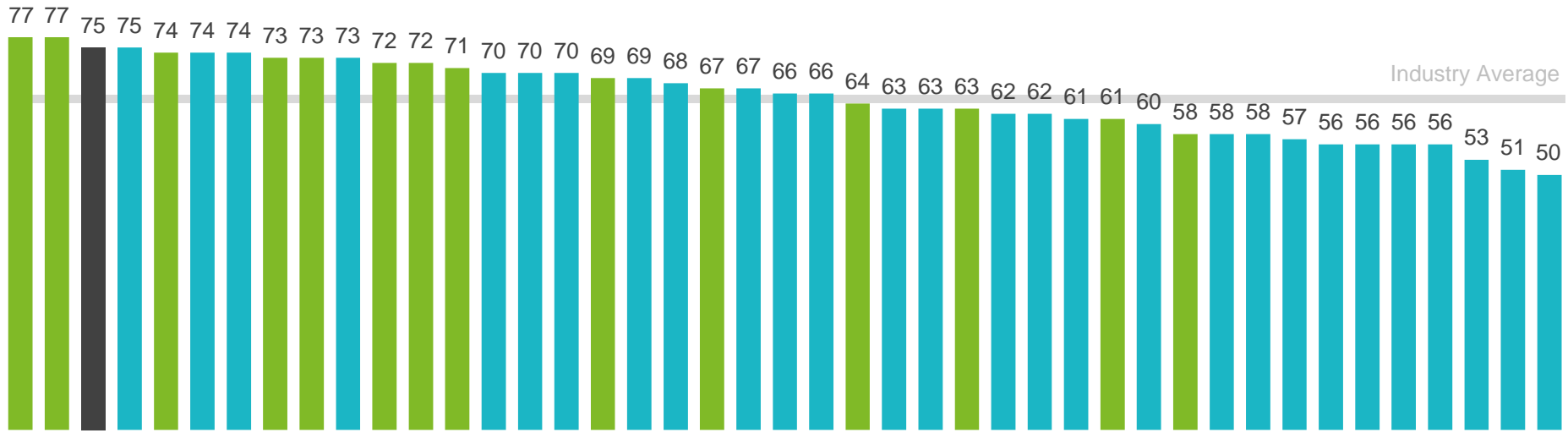
Overall Performance | industry comparisons

The 'Overall Performance Index Score' is a combined measure of the Town of East Fremantle as a 'place to live' and as a 'governing organisation'. The Town of East Fremantle's overall performance index score is 75 out of 100, 10 index points above the industry standard for Western Australia.

Overall Performance Index Score

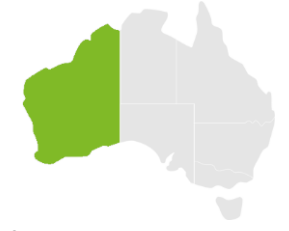
average of 'place to live' and 'governing organisation'

- Town of East Fremantle
- Metropolitan Councils
- Regional Councils



MARKYT Industry Standards

Performance Index Score



Town of East Fremantle	75
Industry High	77
Industry Average	65

MARKYT Benchmark Matrix

COMPARISON TO INDUSTRY AVERAGE

Below Average

Above Average



- 1 Council's leadership
- 2 Advocacy and lobbying
- 3 Consultation
- 4 Communication
- 5 Technology and innovation
- 6 Customer service
- 7 Opportunities to be included
- 8 Youth services and facilities
- 9 Family and children services
- 10 Seniors services, facilities and care
- 11 Disability access and inclusion
- 12 Aboriginal recognition and respect
- 13 Safety and crime prevention
- 14 Access to housing
- 15 Health and community services
- 16 Public health and wellbeing
- 17 Community buildings and halls
- 18 Sport and recreation facilities
- 19 Playgrounds, parks and reserves
- 20 Library services
- 21 Festivals, events, art, cultural
- 22 History and heritage
- 23 Animal management
- 24 Managing growth and development
- 25 Road maintenance
- 26 Traffic management on local roads
- 27 Parking management
- 28 Footpaths and cycleways
- 29 Streetscapes, trees and verges
- 30 Lighting of streets and public places
- 31 Access to public transport
- 32 Marine facilities
- 33 Sustainability / climate change
- 34 Conservation and environment
- 35 River and foreshore management
- 36 Waste management services
- 37 Natural disaster management
- 38 Economic development, job creation
- 39 Town centre development, activation
- 40 Education and training opportunities

Q. How would you rate performance in the following areas? Base: All respondents, excludes unsure and no response.
 Note: Service areas in grey have no benchmark data available.

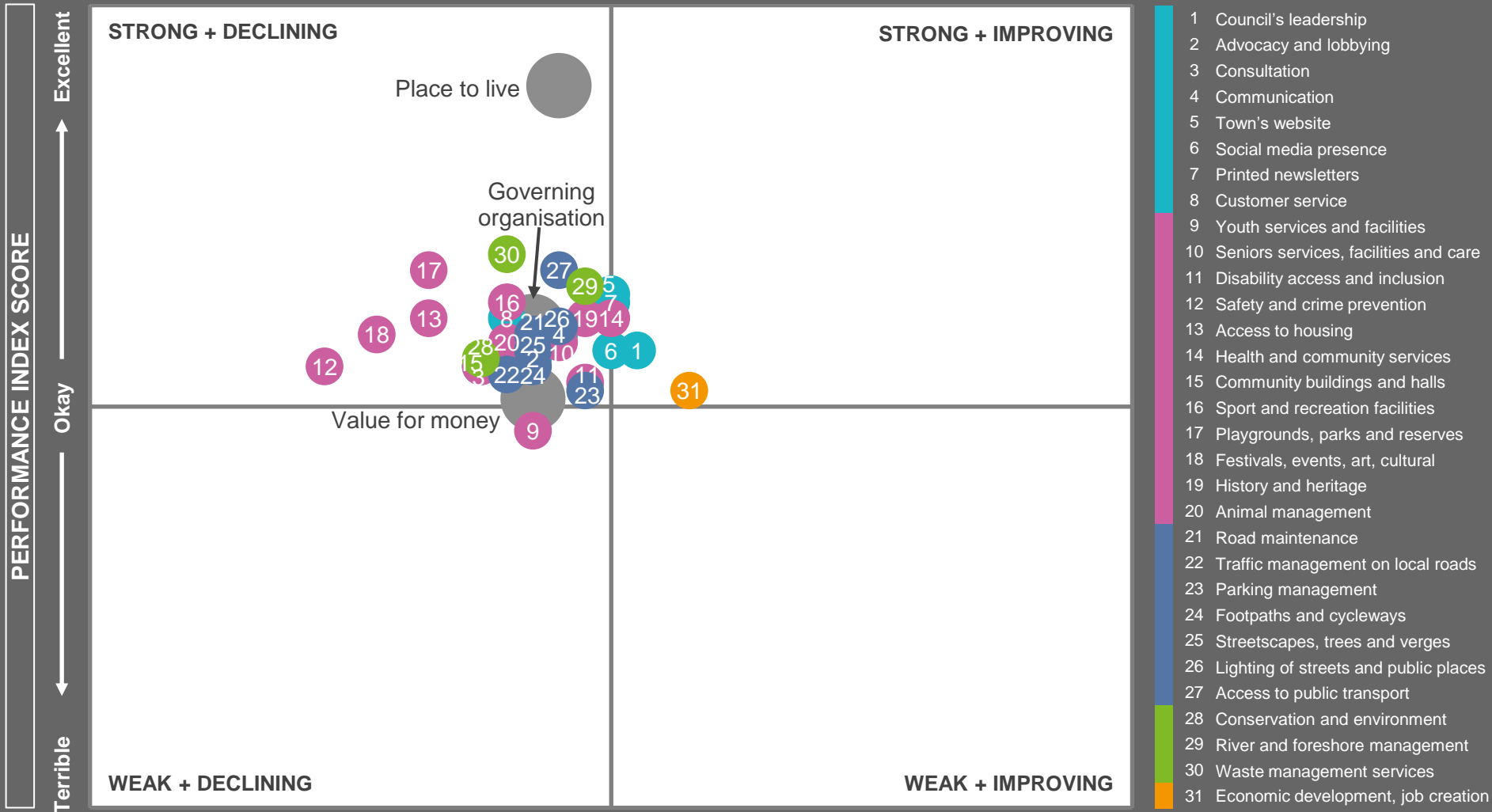
The Town of East Fremantle is leading the industry in 3 areas:

- Place to live
- Marine facilities (boat ramps, jetties, etc)
- Enewsletters



MARKYT Community Trends Window

COMPARISON TO PREVIOUS SCORECARD (2019)



Q. How would you rate performance in the following areas? Base: All respondents, excludes unsure and no response.

MARKYT Community Priorities

COMMUNITY PRIORITIES (% of respondents)

Low (<10%)

High (>10%)

Excellent

PERFORMANCE INDEX SCORE

Okay

Terrible

CELEBRATE

OPTIMISE

KAIZEN

REVIEW

PRIORITISE

0 5 10 15 20 25 30 35 40

- 1 Council's leadership
- 2 Advocacy and lobbying
- 3 Consultation
- 4 Communication
- 5 Technology and innovation
- 6 Customer service
- 7 Opportunities to be included
- 8 Youth services and facilities
- 9 Family and children services
- 10 Seniors services, facilities and care
- 11 Disability access and inclusion
- 12 Aboriginal recognition and respect
- 13 Safety and crime prevention
- 14 Access to housing
- 15 Health and community services
- 16 Public health and wellbeing
- 17 Community buildings and halls
- 18 Sport and recreation facilities
- 19 Playgrounds, parks and reserves
- 20 Library services
- 21 Festivals, events, art, cultural
- 22 History and heritage
- 23 Animal management
- 24 Managing growth and development
- 25 Road maintenance
- 26 Traffic management on local roads
- 27 Parking management
- 28 Footpaths and cycleways
- 29 Streetscapes, trees and verges
- 30 Lighting of streets and public places
- 31 Access to public transport
- 32 Marine facilities
- 33 Sustainability / climate change
- 34 Conservation and environment
- 35 River and foreshore management
- 36 Waste management services
- 37 Natural disaster management
- 38 Economic development, job creation
- 39 Town centre development, activation
- 40 Education and training opportunities

Q. How would you rate performance in the following areas? Base: All respondents, excludes unsure and no response. (n=varies)

Q. Which areas would you most like the Council to focus on improving? Base: All respondents, excludes no response (n=509)

Addressing Community Priorities

Streetscapes, trees and verges

Performance ratings

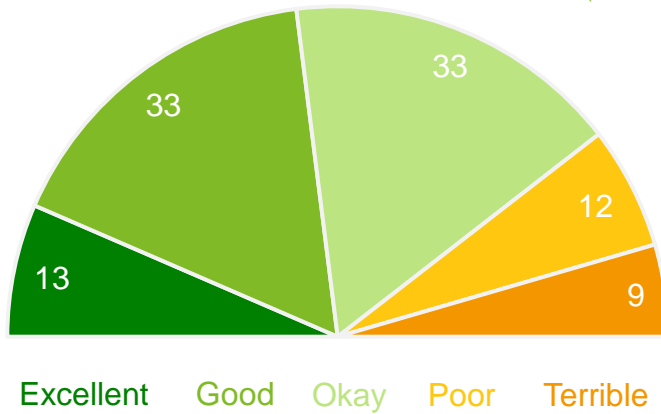
% of respondents

79%

57

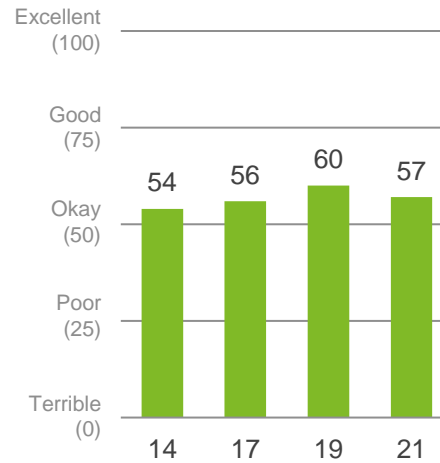
Positive rating*

Performance Index Score (out of 100)



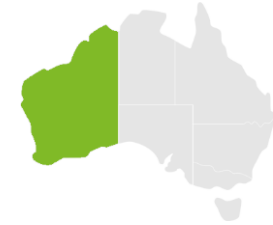
Trend Analysis

Performance Index Score



MARKYT Industry Standards

Performance Index Score



Town of East Fremantle 57

Industry High 65

Industry Average 53

Variances across the community

Performance Index Score

Local resident variances

Total	Male	Female	No children	Have child 0-5	Have child 6-12	Have child 13-17	Have child 18+	18-34 years	35-54 years	55+ years	Disability	Preston Point Ward	Richmond Ward	Woodside Ward	Plympton Ward
57	58	59	60	66	49	55	48	55	58	58	41	61	63	53	54

Other groups

Local business	Community group	Out of area ratepayer	Town EMs / employees^
52	62	57	75

Q. How would you rate performance in the following areas?

Base: All respondents, excludes 'unsure' and 'no response' (n = 506). * Positive Rating = excellent, good + okay

^ Small sample group (<20 respondents)

Challenges

- Insufficient street trees in some areas.
- Lack of shade for footpaths, in parks and for car parking areas.
- Some established trees are considered inappropriate for the area.
- Some trees are unhealthy, dying or have died, and have not been replaced.
- Overgrown trees create hazards for pedestrians and traffic, and impact on residential properties.
- Established trees are being cleared for new property developments.
- Poor condition of streetscapes and verges.

Community driven actions

- **Provide** more street trees in areas lacking and protect established trees that are still fit for purpose. Choose to plant new trees, or replace existing trees, with native trees.
- **Provide** improved maintenance of street trees (i.e. pruning overgrowth, managing height, and cleaning up leaves and debris), verge lawns and weeds.
- **Provide** repairs of cracked and broken footpaths, kerbs and road crossovers.
- **Facilitate** improved verge maintenance on private property, develop simpler and better policies around verge use, encourage verge gardens, encourage greater use of native plants, and provide access to free or affordable plants, free mulch and assistance with planting.
- **Facilitate** planting of trees and gardens that attract and provide habitat for wildlife.
- **Provide** a review of verge parking. Some call for verge parking to be prohibited, while others want fewer restrictions on verge parking.
- **Provide** consultation around planning of streetscaping and tree planting.

Community safety and crime prevention

Performance ratings

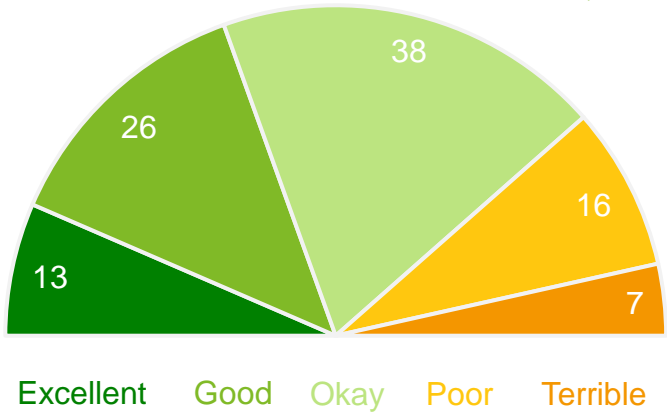
% of respondents

77%

55

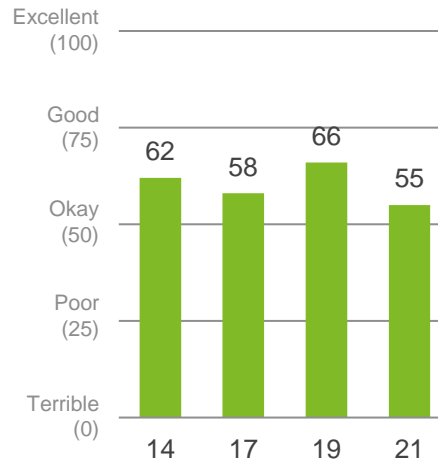
Positive rating*

Performance Index Score (out of 100)



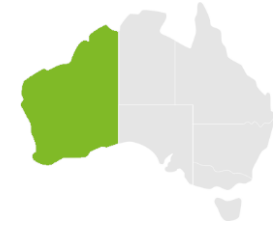
Trend Analysis

Performance Index Score



MARKYT Industry Standards

Performance Index Score



Town of East Fremantle	55
Industry High	76
Industry Average	53

Variances across the community

Performance Index Score

Local resident variances

Total	Male	Female	No children	Have child 0-5	Have child 6-12	Have child 13-17	Have child 18+	18-34 years	35-54 years	55+ years	Disability	Preston Point Ward	Richmond Ward	Woodside Ward	Plympton Ward
55	59	53	53	57	62	51	54	55	53	56	45	47	49	66	57

Other groups

Local business	Community group	Out of area ratepayer	Town EMs / employees^
45	59	52	78

Q. How would you rate performance in the following areas?

Base: All respondents, excludes 'unsure' and 'no response' (n = 452). * Positive Rating = excellent, good + okay

^ Small sample group (<20 respondents)

Challenges

- Incidences of crime, break-ins, theft and drug activity.
- Antisocial behaviour, graffiti and vandalism.
- Public housing tenants are thought to be engaging in criminal and antisocial behaviour.
- Some concern with unsafe footpaths.

Community driven actions

- **Advocate** for greater Police presence and stricter enforcement of crime and antisocial behaviour.
- **Advocate** for the Department of Housing to improve management and supervision of public housing tenants.
- **Facilitate** shared information and reporting of safety and crime across the community through groups like Neighbourhood Watch.
- **Provide** more surveillance, increased responsiveness and greater visibility of security patrols, either by Council security staff, rangers or private contractors.
- **Provide** more CCTV in public places.
- **Provide** improved street lighting to deter crime and to make footpaths safer to walk on at night.
- **Provide** stricter enforcement of illegal parking including parking on footpaths.
- **Provide** more safety and crime prevention education.

Efforts to promote and adopt sustainable practices to manage climate change

Performance ratings

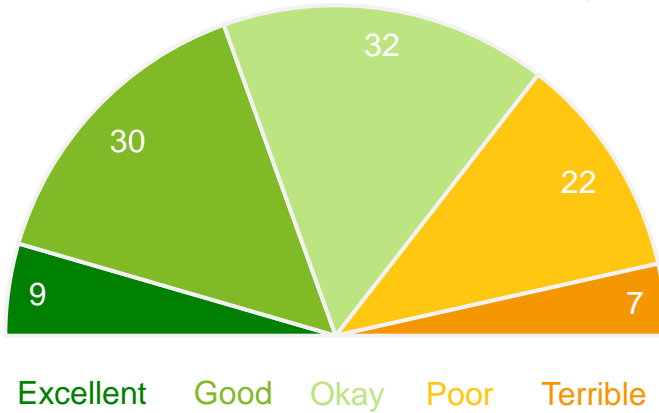
% of respondents

71%

Positive rating*

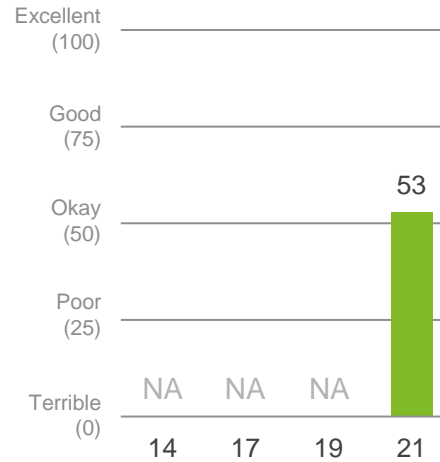
53

Performance Index Score (out of 100)



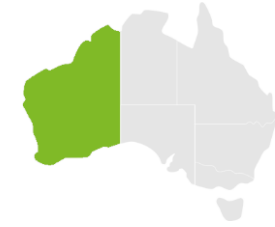
Trend Analysis

Performance Index Score



MARKYT Industry Standards

Performance Index Score



Town of East Fremantle	53
Industry High	71
Industry Average	52

Variances across the community

Performance Index Score

Local resident variances

Total	Male	Female	No children	Have child 0-5	Have child 6-12	Have child 13-17	Have child 18+	18-34 years	35-54 years	55+ years	Disability	Preston Point Ward	Richmond Ward	Woodside Ward	Plympton Ward
53	51	58	56	59	46	48	45	44	54	59	40	52	54	50	56

Other groups

Local business	Community group	Out of area ratepayer	Town EMs / employees^
48	56	58	72

Q. How would you rate performance in the following areas?

Base: All respondents, excludes 'unsure' and 'no response' (n = 385). * Positive Rating = excellent, good + okay

^ Small sample group (<20 respondents)

Challenges

- Insufficient action taken to mitigate for climate change and to protect the local environment.
- Lack of information and understanding about sustainable practices.
- Poor communication about what the Town is doing to mitigate climate change and protect the local environment.

Community driven actions

- **Provide** greater leadership in sustainability. Advocate for Federal and State Government to take more action on climate change, prioritise climate change mitigation and sustainability at a policy level, encourage the adoption of sustainable practices, and keep the community informed about what the Town is doing.
- **Advocate** for renewable energy, community battery storage and for residents to take up solar power.
- **Provide** guidelines around sustainable housing development to minimise the impact of new developments on the surrounding area and the environment.
- **Provide** more trees (in particular, native trees), grow the urban canopy, and provide more green spaces to balance out development.
- **Provide** EV charging points and promote the use of electric vehicles.
- **Facilitate** planting of native gardens, waterwise gardens and urban food gardening.
- **Provide** improved water catchment management and wastewater recycling.
- **Provide** FOGO or green waste collection and composting of organic waste.
- **Provide** more recycling options and introduce guidelines to reduce waste such as single use plastics.

Footpaths and cycleways

Performance ratings

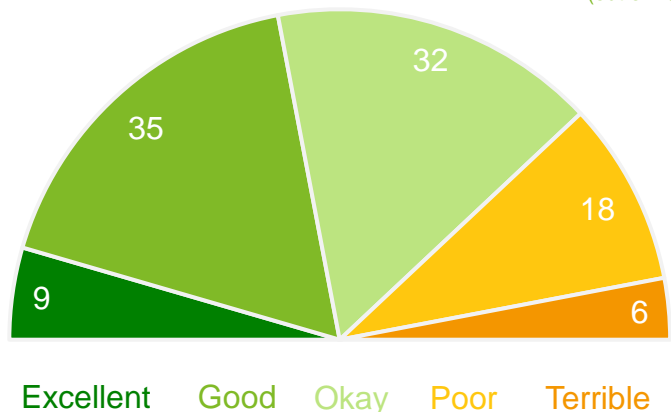
% of respondents

76%

Positive rating*

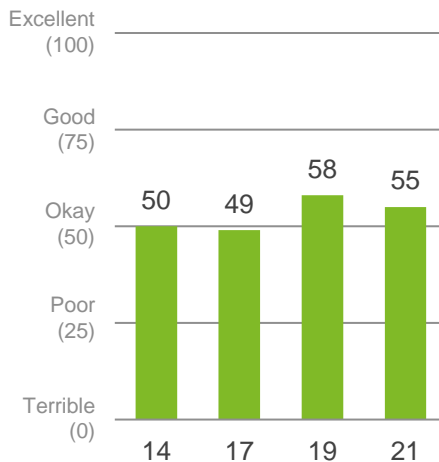
55

Performance Index Score (out of 100)



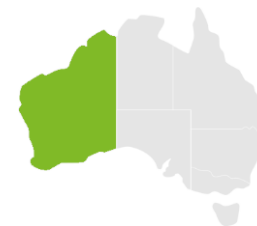
Trend Analysis

Performance Index Score



MARKYT Industry Standards

Performance Index Score



Town of East Fremantle	55
Industry High	66
Industry Average	52

Variances across the community

Performance Index Score

Local resident variances

Total	Male	Female	No children	Have child 0-5	Have child 6-12	Have child 13-17	Have child 18+	18-34 years	35-54 years	55+ years	Disability	Preston Point Ward	Richmond Ward	Woodside Ward	Plympton Ward
55	55	57	59	61	46	49	49	56	56	55	41	59	58	50	55

Other groups

Local business	53
Community group	57
Out of area ratepayer	50
Town EMs / employees^	88

Q. How would you rate performance in the following areas?

Base: All respondents, excludes 'unsure' and 'no response' (n = 501). * Positive Rating = excellent, good + okay

^ Small sample group (<20 respondents)

Challenges

- Overgrown trees and bushes protrude onto footpaths and impact accessibility.
- Uneven or broken footpaths and exposed tree roots create trip hazards.
- Some footpaths and wheelchair ramps are not accessible to seniors and people with disability.
- Footpath maintenance resources are not allocated evenly across the Town.
- Insufficient cycleways and existing cycleways are lacking connections.
- Cycleways are perceived as unsafe due to proximity to the road and narrow width.
- Cars parked on verges or the street cause obstructions.

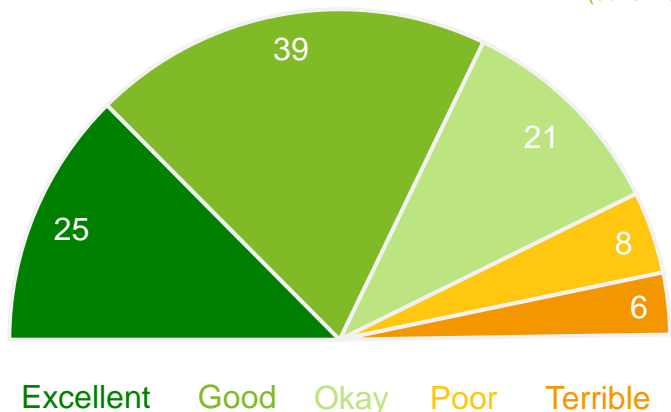
Community driven actions

- **Provide** footpaths on all streets throughout the Town.
- **Provide** more pedestrian crossings on busy roads.
- **Provide** footpath maintenance, repairs and upgrades to remove trip hazards.
- **Provide** removal of overhanging trees, bushes and exposed tree roots to improve accessibility.
- **Provide** an extended network of cycleways that are safe, wide enough for overtaking, separated from the road, with good lighting, and well connected with key places (e.g., schools, beaches, bridges, train stations, Canning Highway and between the suburbs).
- **Provide** more bike parking.
- **Provide** better community engagement to ensure the community is informed about the footpath repair and upgrade schedule.

Playgrounds, parks and reserves

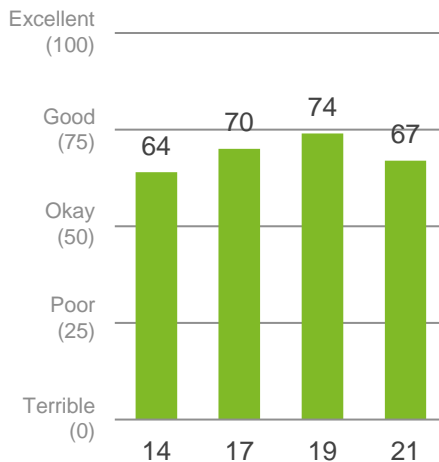
Performance ratings

% of respondents



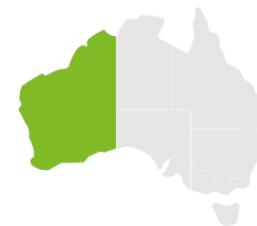
Trend Analysis

Performance Index Score



MARKYT Industry Standards

Performance Index Score



Town of East Fremantle	67
Industry High	86
Industry Average	68

Variances across the community

Performance Index Score

Local resident variances

Total	Male	Female	No children	Have child 0-5	Have child 6-12	Have child 13-17	Have child 18+	18-34 years	35-54 years	55+ years	Disability	Preston Point Ward	Richmond Ward	Woodside Ward	Plympton Ward
67	65	72	72	72	52	67	60	53	70	74	55	68	76	60	68

Other groups

Local business	Community group	Out of area ratepayer	Town EMs / employees^
65	68	74	97

Q. How would you rate performance in the following areas?

Base: All respondents, excludes 'unsure' and 'no response' (n = 510). * Positive Rating = excellent, good + okay

^ Small sample group (<20 respondents)

Challenges

- Insufficient parks, trees and recreation areas.
- Parks and reserves and not being maintained, cleaned or watered enough.
- Insufficient playgrounds.
- Existing playgrounds are seen as 'too plastic,' outdated, run-down and uninteresting.
- Lack of public toilets at playgrounds parks and reserves.
- Insufficient dog parks and dog exercise areas.

Community driven actions

- **Provide** more public toilets within walking distance of parks, reserves and playgrounds.
- **Facilitate** the development of more playgrounds and improve current playgrounds across the town such as updating play equipment to be more modern, challenging and interesting, swapping plastic equipment for nature equipment and providing play equipment suitable for toddlers.
- **Provide** a nature playground.
- **Provide** more shade at all parks and provide all playgrounds with shade cloths.
- **Facilitate** the development of more parks and reserves including expanding existing green spaces, ensuring new developments include green spaces, increasing urban canopy, developing parks near the river, and preserving existing green spaces.
- **Provide** more native trees and plants in parks and reserves.
- **Provide** more dog parks, fenced off-leash dog exercise areas and dog walking spaces (especially on the weekends) and improve current dog parks (e.g., build taps or water fountains, and provide more bins and shade).
- **Provide** regular and more comprehensive park maintenance such as more watering, mowing, cleaning and litter removal, and preventing degradation.

Services and facilities for youth

Performance ratings

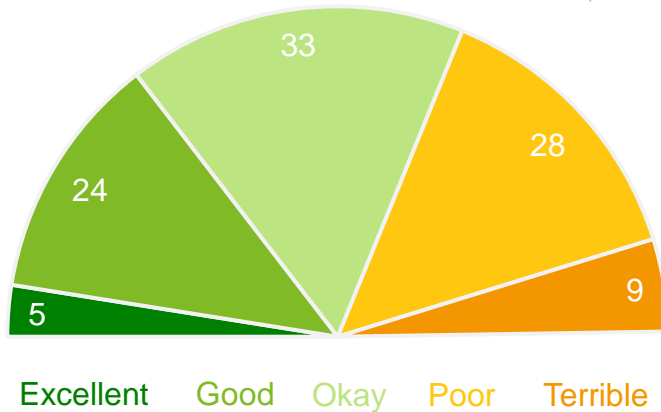
% of respondents

62%

47

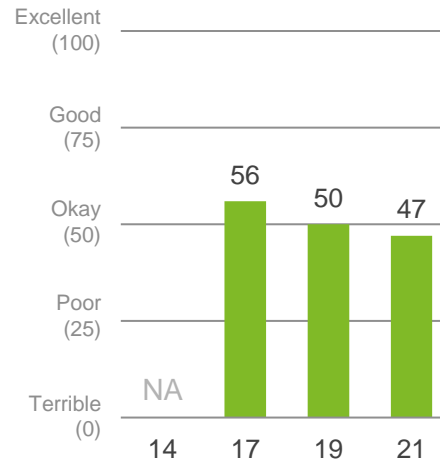
Positive rating*

Performance Index Score (out of 100)



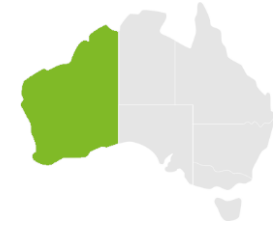
Trend Analysis

Performance Index Score



MARKYT Industry Standards

Performance Index Score



Town of East Fremantle	47
Industry High	66
Industry Average	48

Variances across the community

Performance Index Score

Local resident variances

Total	Male	Female	No children	Have child 0-5	Have child 6-12	Have child 13-17	Have child 18+	18-34 years	35-54 years	55+ years	Disability	Preston Point Ward	Richmond Ward	Woodside Ward	Plympton Ward
47	51	45	52	52	41	41	40	43	48	52	33	46	49	42	52

Other groups

Local business	Community group	Out of area ratepayer	Town EMs / employees^
40	55	46	69

Q. How would you rate performance in the following areas?

Base: All respondents, excludes 'unsure' and 'no response' (n = 346). * Positive Rating = excellent, good + okay

^ Small sample group (<20 respondents)

Challenges

Community driven actions

- Insufficient places, services and activities for youth to spend time and interact with one another in a safe environment.
- Future sustainability of the Scouts after being removed from Leeuwin Scout Hall.

- **Provide** more places for youth to safely spend time, day and night, that cater for a diverse range of ages and interests. Consider providing a Youth Hub with affordable food and drinks and spaces to practice art and music, a skate park, a bike course, affordable or free outdoor courts, nature playgrounds, a climbing wall, and hang out spaces.
- **Provide** more youth support services such as mental health services, a drop-in centre and YAC advisory group.
- **Provide** and promote more programs and activities for youth, such as establishing youth groups and meet ups for different ages, hosting more youth events and promoting programs that engage youth in the community (e.g., youth afternoons at Locke Park).
- **Provide** greater consultation with youth.
- **Facilitate** engagement with the Scouts to find an acceptable solution for where they are based. They would like access to the Leeuwin Scouts Hall (not shared with a paddling group) or a suitable and safe alternative.

Sport and recreation facilities and services

Performance ratings

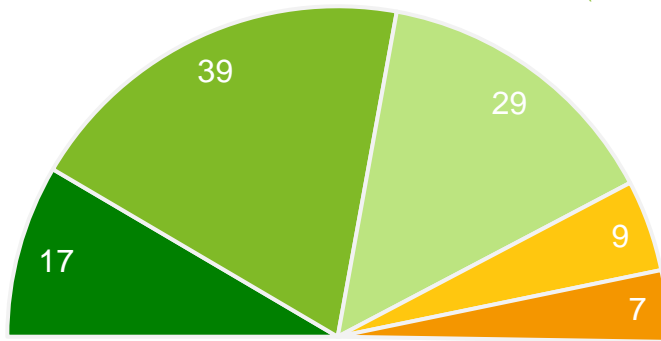
% of respondents

85%

63

Positive rating*

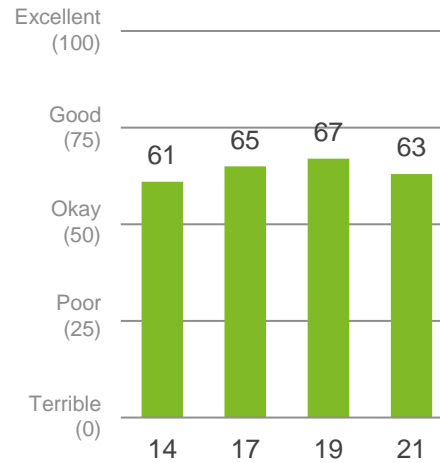
Performance Index Score (out of 100)



Excellent Good Okay Poor Terrible

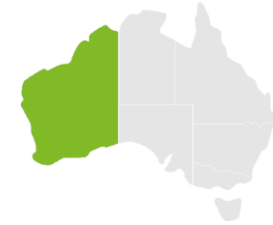
Trend Analysis

Performance Index Score



MARKYT Industry Standards

Performance Index Score



Town of East Fremantle 63

Industry High 85

Industry Average 66

Variances across the community

Performance Index Score

Local resident variances

Total	Male	Female	No children	Have child 0-5	Have child 6-12	Have child 13-17	Have child 18+	18-34 years	35-54 years	55+ years	Disability	Preston Point Ward	Richmond Ward	Woodside Ward	Plympton Ward
63	62	64	68	64	48	58	60	56	62	69	54	66	68	58	61

Other groups

Local business	Community group	Out of area ratepayer	Town EMs / employees^
56	61	68	94

Q. How would you rate performance in the following areas?

Base: All respondents, excludes 'unsure' and 'no response' (n = 489). * Positive Rating = excellent, good + okay

^ Small sample group (<20 respondents)

Challenges

- Henry Jeffery Oval is in poor condition and some consider it to be dangerous with uneven turf causing injuries.
- Ovals and sporting grounds are not maintained regularly enough or to a high enough standard.
- Some sporting clubs feel unsupported by the Town, receive minimal funding to upgrade facilities and have received poor customer service.

Community driven actions

- **Facilitate** timely completion of the East Fremantle Oval redevelopment project.
- **Facilitate** an extended range of sport and recreation facilities, services and events (e.g., build a skate park, basketball courts, an outdoor pool, disc golf course, etc. and host more state competitions).
- **Provide** upgrades to current sporting grounds and facilities:
 - Fund maintenance at Shark Park and Tricolore sporting grounds.
 - Resurface, improve and upgrade Henry Jeffery Oval (e.g., ensure player safety, more frequent maintenance and mowing that doesn't interrupt sporting seasons, provide grass cover on sand patches, and remove weeds and pot-holes).
 - Better lighting on the western courts at the Lawn Tennis Club and other sports grounds.
- **Provide** more facilities in parks such as barbeques, water fountains, expanded playgrounds, toilets and dog exercise areas.
- **Provide** support for community sporting groups (e.g., East Fremantle's Women's Football Club) via engagement, connecting sporting groups with local businesses, funding infrastructure, clubroom upgrades and repairs (e.g., Tricolore club rooms and Sea Scouts rooms) and better customer service.

Managing responsible growth and development

Performance ratings

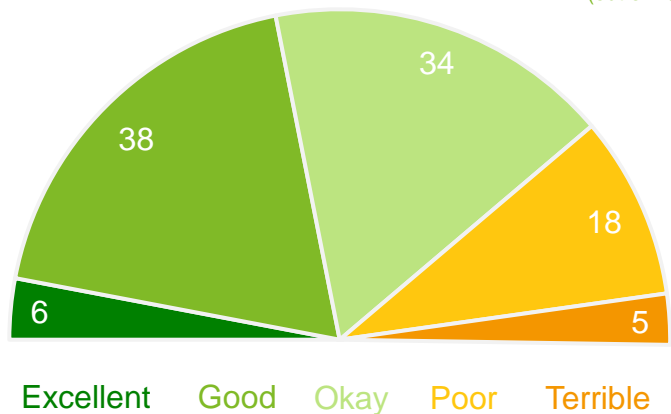
% of respondents

78%

56

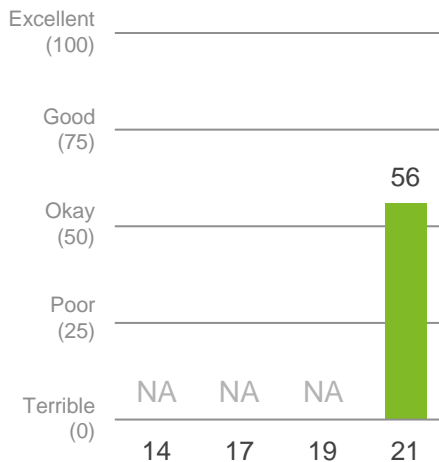
Positive rating*

Performance Index Score (out of 100)



Trend Analysis

Performance Index Score



MARKYT Industry Standards

Performance Index Score



Town of East Fremantle 56

Industry High 59

Industry Average 49

Variances across the community

Performance Index Score

Local resident variances

Total	Male	Female	No children	Have child 0-5	Have child 6-12	Have child 13-17	Have child 18+	18-34 years	35-54 years	55+ years	Disability	Preston Point Ward	Richmond Ward	Woodside Ward	Plympton Ward
56	56	58	55	61	57	53	49	57	55	55	49	46	62	59	56

Other groups

Local business	Community group	Out of area ratepayer	Town EMs / employees^
49	61	51	93

Q. How would you rate performance in the following areas?

Base: All respondents, excludes 'unsure' and 'no response' (n = 431). * Positive Rating = excellent, good + okay

^ Small sample group (<20 respondents)

Challenges

Community driven actions

- New developments are having a negative impact on existing homeowners, streetscapes, safety, community feel, heritage, trees, green spaces and the natural landscape.
- Concerns with increasing density and overcrowding.
- Proposed developments (e.g., Leeuwin Barracks) may have adverse traffic and parking impacts.
- A divided community: some want to restrict new developments, sub-divisions, infill and population density while others would like higher density and more urban infill.

- **Provide** guidelines for new developments to restrict height and density, protect heritage areas and heritage buildings, maintain the character and aesthetic look of the Town, ensure community values are reflected in development, and the Town remains safe and family friendly.
- **Regulate** new developments to ensure they are built sustainably and do not impact on important ecological areas or reduce green spaces or natural landscapes.
- **Provide** improved consultation and communication regarding new developments , infrastructure plans, and how traffic and parking impacts will be managed.

Traffic management on local roads

Performance ratings

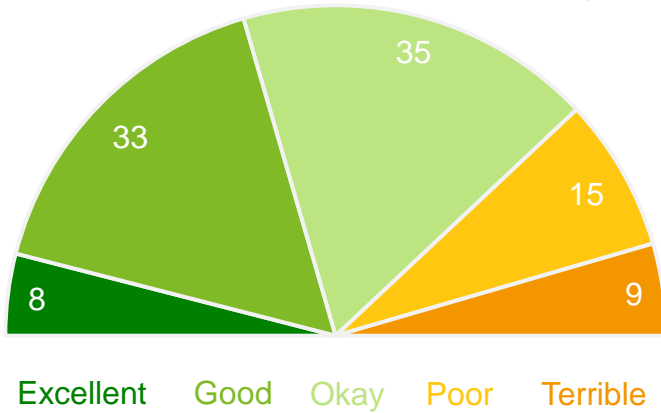
% of respondents

76%

Positive rating*

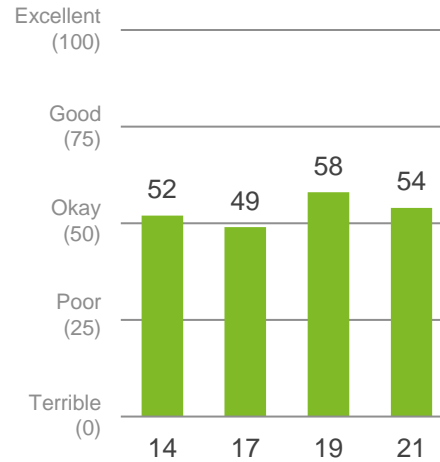
54

Performance Index Score (out of 100)



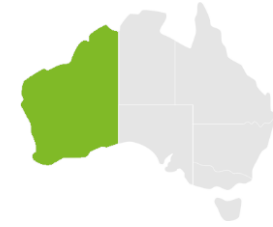
Trend Analysis

Performance Index Score



MARKYT Industry Standards

Performance Index Score



Town of East Fremantle	54
Industry High	66
Industry Average	56

Variances across the community

Performance Index Score

Local resident variances

Total	Male	Female	No children	Have child 0-5	Have child 6-12	Have child 13-17	Have child 18+	18-34 years	35-54 years	55+ years	Disability	Preston Point Ward	Richmond Ward	Woodside Ward	Plympton Ward
54	54	55	57	61	46	51	48	57	54	53	40	57	59	50	52

Other groups

Local business	Community group	Out of area ratepayer	Town EMs / employees^
42	61	53	97

Q. How would you rate performance in the following areas?

Base: All respondents, excludes 'unsure' and 'no response' (n = 493). * Positive Rating = excellent, good + okay

^ Small sample group (<20 respondents)

Challenges

- Too many vehicles and congestion on local roads and poor traffic flow.
- Vehicles take short-cuts and speed through residential streets, narrow roads and thoroughfares for school children to avoid traffic, speed bumps and traffic-lights (i.e., 'rat runs').
- Crossing roads is difficult and unsafe especially along Canning Highway.
- Vehicles parked on the street and verges are parking over footpaths, cause poor traffic flow on narrow roads and block visibility of oncoming traffic.
- Some road designs and traffic calming infrastructure are poorly designed, dangerous and create congestion.

Community driven actions

- **Provide** traffic calming, traffic management, and speeding controls, such as speed humps or chicanes, on roads near schools, that are narrow, residential or used as 'rat runs.'
- **Provide** more and upgraded pedestrian crossings on Canning Highway and throughout the Town to improve safety.
- **Regulate** street parking to ensure parking is limited on narrow roads (such as parking on one side of the road), residential vehicles are parked in driveways where possible, and parked vehicles are not hindering visibility of traffic or parked on footpaths.
- **Provide** improved traffic flow by installing roundabouts and islands at uncontrolled intersections, and restricting certain roads to local traffic only.

Good news stories

Council's leadership

Performance ratings

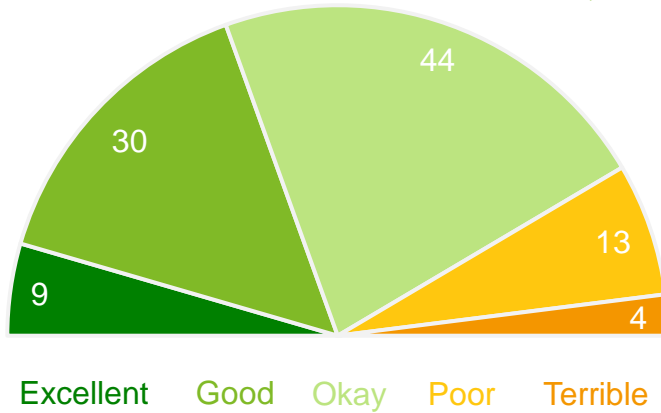
% of respondents

83%

57

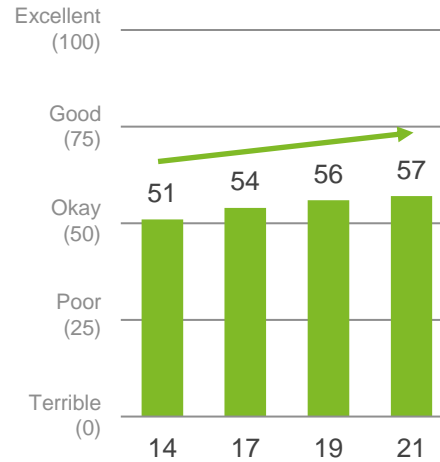
Positive rating*

Performance Index Score (out of 100)



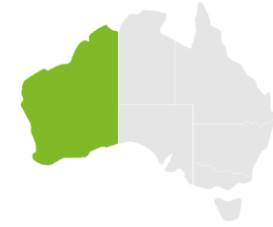
Trend Analysis

Performance Index Score



MARKYT Industry Standards

Performance Index Score



Town of East Fremantle	57
Industry High	67
Industry Average	50

Variances across the community

Performance Index Score

Local resident variances

Total	Male	Female	No children	Have child 0-5	Have child 6-12	Have child 13-17	Have child 18+	18-34 years	35-54 years	55+ years	Disability	Preston Point Ward	Richmond Ward	Woodside Ward	Plympton Ward
57	56	60	60	59	50	51	52	57	54	59	47	51	58	57	58

Other groups

Local business	Community group	Out of area ratepayer	Town EMs / employees^
55	63	56	91

Q. How would you rate performance in the following areas?

Base: All respondents, excludes 'unsure' and 'no response' (n = 390). * Positive Rating = excellent, good + okay

^ Small sample group (<20 respondents)

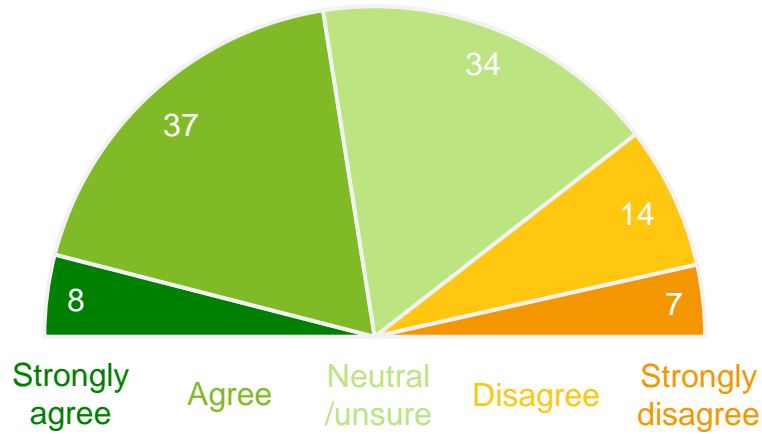
The Town has developed and communicated a clear vision for the area

Level of agreement

% of respondents

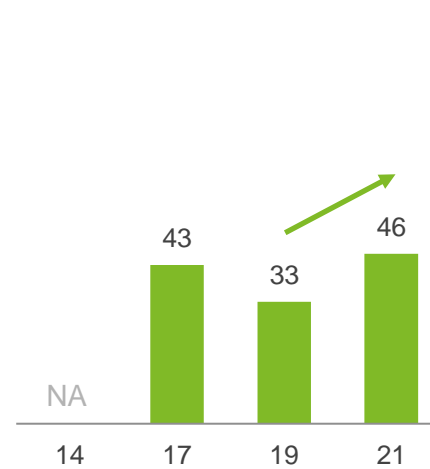
46%

Total Agree



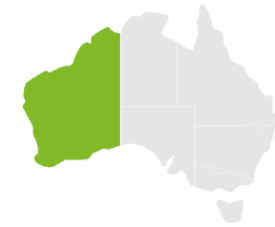
Trend Analysis

% agree



MARKYT Industry Standards

% agree



Town of East Fremantle	46
Industry High	58
Industry Average	34

Variations across the community

% agree

Local resident variances

Total	Male	Female	No children	Have child 0-5	Have child 6-12	Have child 13-17	Have child 18+	18-34 years	35-54 years	55+ years	Disability	Preston Point Ward	Richmond Ward	Woodside Ward	Plympton Ward
46	40	53	51	54	34	34	36	35	49	51	38	39	44	45	52

Other groups

Local business	Community group	Out of area ratepayer	Town EMs / employees [^]
30	57	53	100

Q. How strongly do you agree or disagree with the following statements?

Base: All respondents, excludes 'no response' (n = 531). [^] Small sample group (<20 respondents)

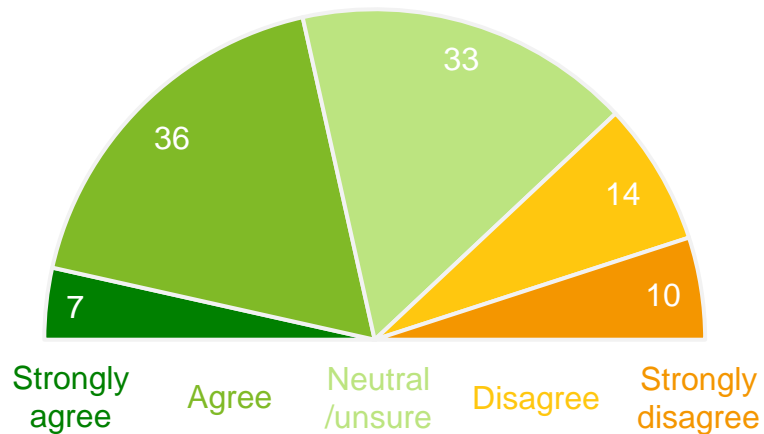
The Town has a good understanding of community needs

Level of agreement

% of respondents

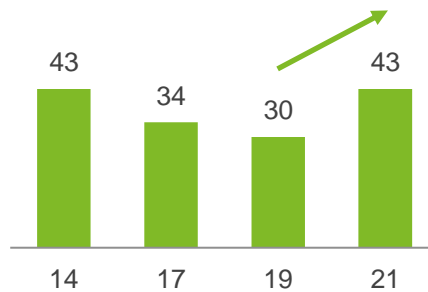
43%

Total Agree



Trend Analysis

% agree



MARKYT Industry Standards

% agree



Town of East Fremantle 43

Industry High 61

Industry Average 33

Variations across the community

% agree

Local resident variances

Total	Male	Female	No children	Have child 0-5	Have child 6-12	Have child 13-17	Have child 18+	18-34 years	35-54 years	55+ years	Disability	Preston Point Ward	Richmond Ward	Woodside Ward	Plympton Ward
43	39	49	47	52	38	32	31	44	43	45	26	32	46	39	53

Other groups

Local business	Community group	Out of area ratepayer	Town EMs / employees [^]
24	57	43	90

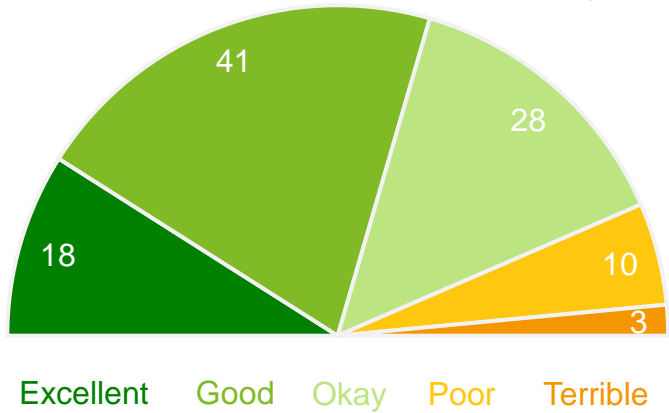
Q. How strongly do you agree or disagree with the following statements?

Base: All respondents, excludes 'no response' (n = 537). [^] Small sample group (<20 respondents)

Enewsletters

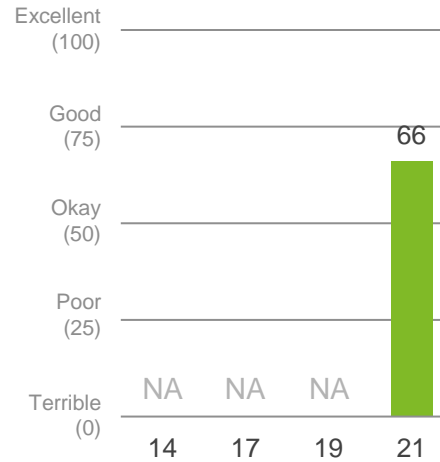
Performance ratings

% of respondents



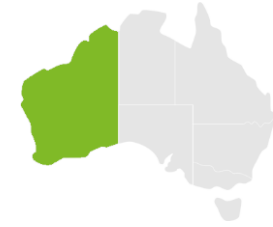
Trend Analysis

Performance Index Score



MARKYT Industry Standards

Performance Index Score



Town of East Fremantle	66
Industry High	66
Industry Average	60

Variances across the community

Performance Index Score

Local resident variances

Total	Male	Female	No children	Have child 0-5	Have child 6-12	Have child 13-17	Have child 18+	18-34 years	35-54 years	55+ years	Disability	Preston Point Ward	Richmond Ward	Woodside Ward	Plympton Ward
66	66	68	69	71	58	58	59	69	61	69	53	62	70	64	69

Other groups

Local business	Community group	Out of area ratepayer	Town EMs / employees^
62	72	70	100

Q. How would you rate performance in the following areas?

Base: All respondents, excludes 'unsure' and 'no response' (n = 388). * Positive Rating = excellent, good + okay

^ Small sample group (<20 respondents)

Next steps

Next steps

1. Review the **Corporate Business** Plan to reflect the community's current priorities:

- Streetscapes, trees and verges
- Safety and crime prevention
- Sustainable practices and climate change
- Footpaths and cycleways
- Playgrounds, parks and reserves
- Youth services and facilities
- Sport and recreation facilities and services
- Managing responsible growth and development
- Traffic management

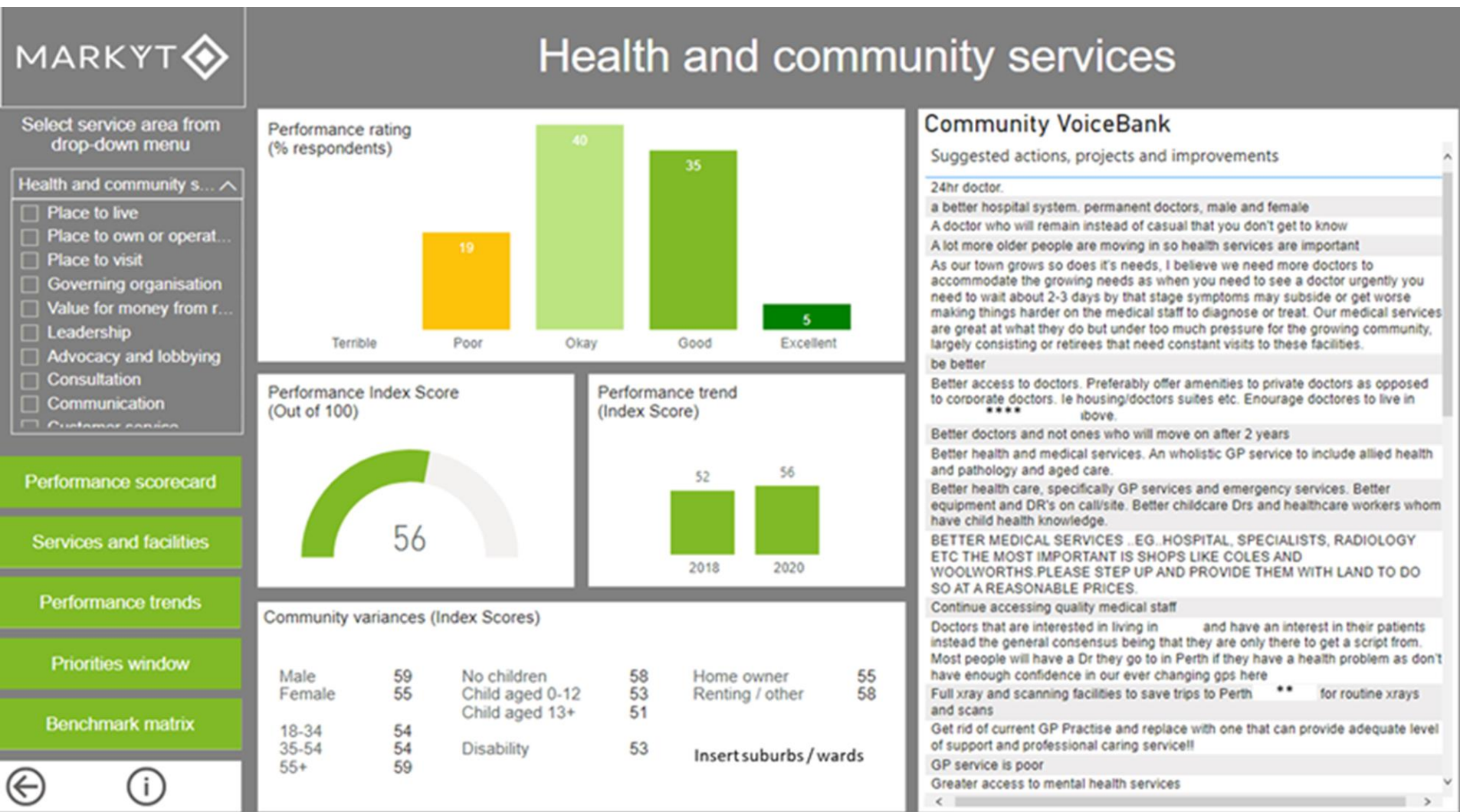
2. Consider community suggested actions in the **MARKYT® VoiceBank** (30,000+ words direct from the community).

3. Address the needs of **lower rating community segments**:

Families with primary school aged children (6-12 years)	Young adults	Person in household with disability / impairment
1. Library services 2. Town centre development =3. Embracing change, technology and innovation =3. Value for money from rates	1. Embracing change, technology and innovation 2. Youth services and facilities =3. Public health and wellbeing programs =3. Sustainability / climate change	1. Education and training opportunities 2. Youth services and facilities 3. Library services

4. Continue to invest in improved **community engagement**, understanding of community needs, and development and communication of the Town's vision.

Online, interactive dashboard reporting now available





www.catalyse.com.au

Office 3, 996 Hay Street, Perth WA 6000

PO Box 8007, Cloisters Square WA 6850

Phone +618 9226 5674

Email: info@catalyse.com.au

ABN 20 108 620 855

MARKYT 